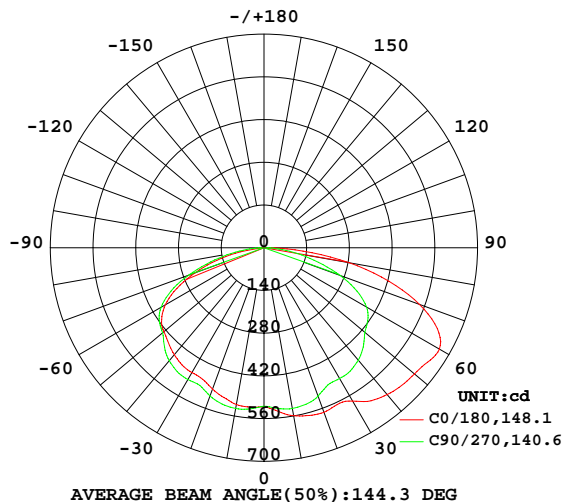


LUMINAIRE PHOTOMETRIC TEST REPORT

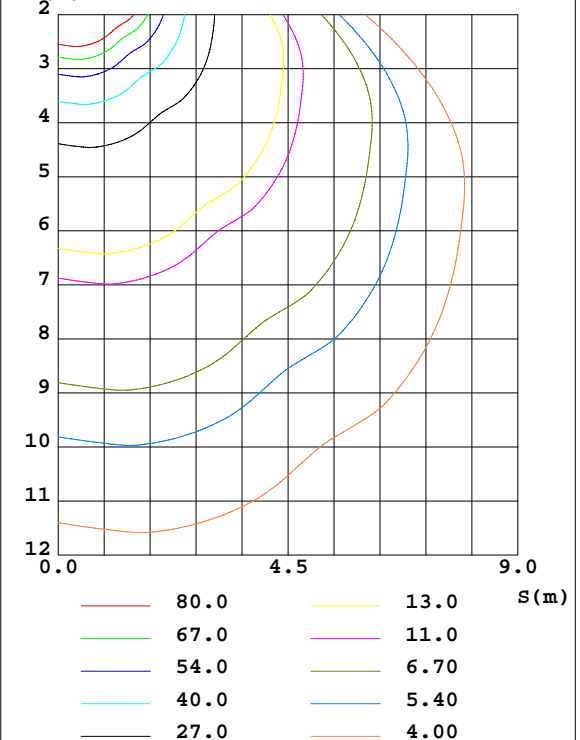
Test:U:229.78V I:0.1292A P:28.183W PF:0.9495 Freq:49.99Hz Lamp Flux:2288.82x1 lm		
NAME:	TYPE:	WEIGHT:
SPEC.:	DIM.: 600*203*10	SERIAL No.:
MFR.:	SUR.:0.58*0.122	Shielding Angle:

DATA OF LAMP		PHOTOMETRIC DATA Eff: 81.21 lm/W			
MODEL		Imax(cd)	664.6	S/MH(C0/180)	1.39
NOMINAL POWER(W)	30	LOR(%)	100.0	S/MH(C90/270)	1.46
RATED VOLTAGE(V)	230.0	TOTAL FLUX(lm)	2288.8	η UP,DN(C0-180)	0.0,56.8
NOMINAL FLUX(lm)	2288.82	CIE CLASS	DIRECT	η UP,DN(C180-360)	0.0,43.2
LAMPS INSIDE	1	η up(%)	0.0	CIBSE SHR NOM	1.50
TEST VOLTAGE(V)	230.0	η down(%)	100.0	CIBSE SHR MAX	1.55

LUMINOUS INTENSITY DISTRIBUTION DIAGRAM



C0 PLANE ISOLUX DIAGRAM (UNIT:lx)



C Range: 0 - 360DEG
C Interval: 90.0DEG
Test Speed: HIGH
Temperature:25.3DEG
Operators:
Test Date:2026-01-17

γ Range: 0 - 90DEG
 γ Interval: 1.0DEG
Test System:EVERFINE GO-2000A_V1 SYSTEM V2.0.406.10
Humidity:65.0%
Test Distance:11.700m [K=1.0000]
Remarks:

ZONAL FLUX DIAGRAM

ZONAL FLUX DIAGRAM:

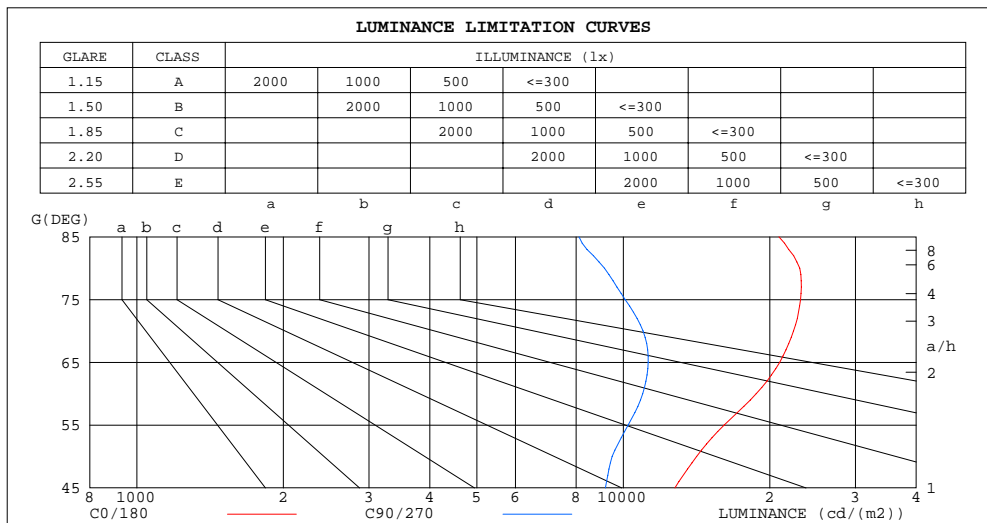
γ	C0	C90	C180	C270					γ	Φ zone	Φ total	Φ lum, lamp
10	558.6	534.6	521.3	535.1					0- 10	50.88	50.88	2.22,2.22
20	573.7	517.5	493.0	517.2					10- 20	151.1	202.0	8.83,8.83
30	580.5	494.8	472.3	498.5					20- 30	237.2	439.2	19.2,19.2
40	627.8	480.9	457.5	483.2					30- 40	323.7	762.9	33.3,33.3
50	643.7	431.5	428.1	433.8					40- 50	386.6	1149	50.2,50.2
60	663.8	387.8	373.0	389.3					50- 60	423.9	1573	68.7,68.7
70	541.7	265.7	240.9	262.3					60- 70	395.3	1969	86,86
80	283.1	112.4	77.32	109.5					70- 80	250.7	2219	97,97
90	22.78	8.454	3.591	7.783					80- 90	69.56	2289	100,100
100									90-100			
110									100-110			
120									110-120			
130									120-130			
140									130-140			
150									140-150			
160									150-160			
170									160-170			
180									170-180			
DEG	LUMINOUS INTENSITY:cd									UNIT:lm		

C Range: 0 - 360DEG
 C Interval: 90.0DEG
 Test Speed: HIGH
 Temperature:25.3DEG
 Operators:
 Test Date:2026-01-17

γ Range: 0 - 90DEG
 γ Interval: 1.0DEG
 Test System:EVERFINE GO-2000A_V1 SYSTEM V2.0.406.10
 Humidity:65.0%
 Test Distance:11.700m [K=1.0000]
 Remarks:

LUMINANCE LIMITATION CURVES

Test:U:229.78V I:0.1292A P:28.183W PF:0.9495 Freq:49.99Hz Lamp Flux:2288.82x1 lm		
NAME:	TYPE:	WEIGHT:
SPEC.:	DIM.: 600*203*10	SERIAL No.:
MFR.:	SUR.:0.58*0.122	Shielding Angle:



LUMINANCE cd/(m2)		
G(DEG)	C0/180	C90/270
85	20894	8106
80	23044	9146
75	23130	10086
70	22383	10978
65	20967	11247
60	18763	10961
55	16123	10233
50	14151	9486
45	12759	9189

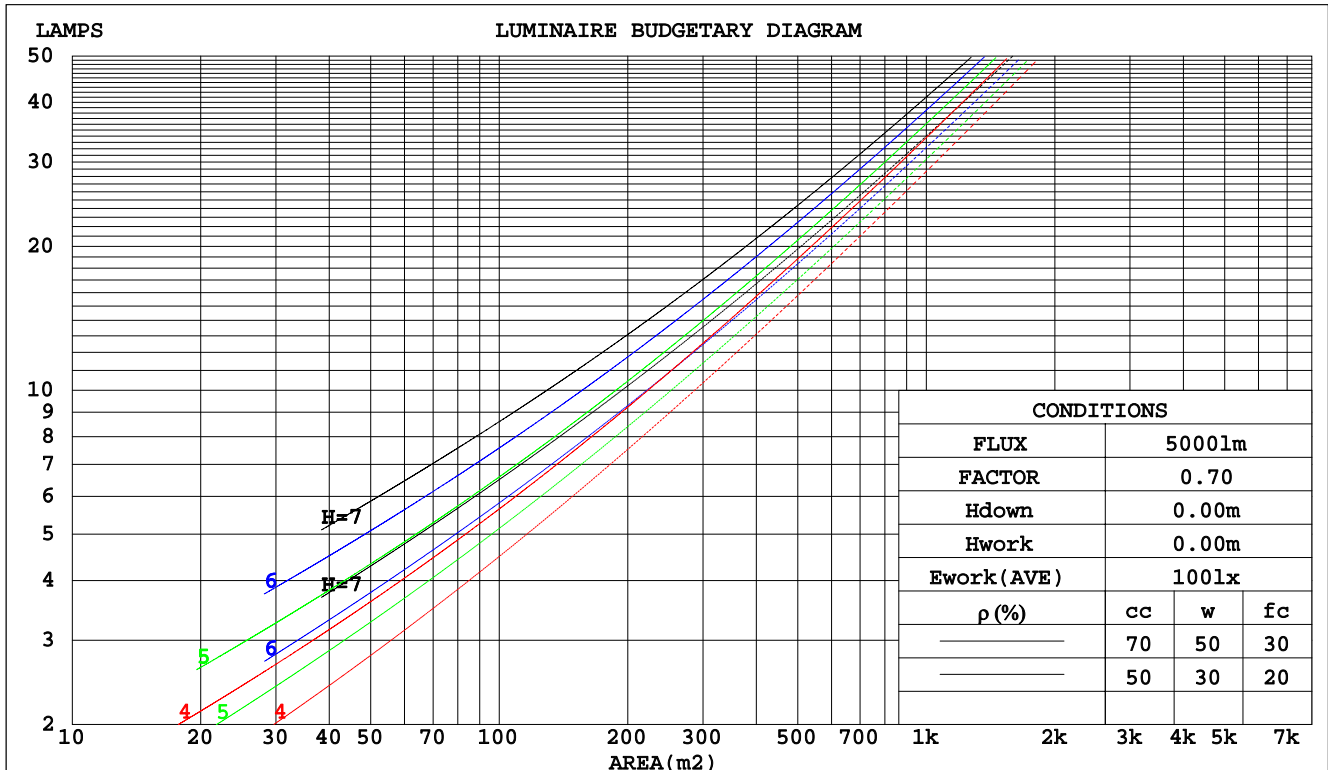
C Range: 0 - 360DEG
C Interval: 90.0DEG
Test Speed: HIGH
Temperature:25.3DEG
Operators:
Test Date:2026-01-17

γ Range: 0 - 90DEG
 γ Interval: 1.0DEG
Test System:EVERFINE GO-2000A_V1 SYSTEM V2.0.406.10
Humidity:65.0%
Test Distance:11.700m [K=1.0000]
Remarks:

CU AND LUMINAIRE BUDGETARY ESTIMATE DIAGRAM

Test:U:229.78V I:0.1292A P:28.183W PF:0.9495 Freq:49.99Hz Lamp Flux:2288.82x1 lm		
NAME:	TYPE:	WEIGHT:
SPEC.:	DIM.: 600*203*10	SERIAL No.:
MFR.:	SUR.:0.58*0.122	Shielding Angle:

pcc	80%			70%			50%			30%			10%			0
pw	50%	30%	10%	50%	30%	10%	50%	30%	10%	50%	30%	10%	50%	30%	10%	0
pfc	20%			20%			20%			20%			20%			0
RCR	RCR:Room Cavity Ratio			Coefficients of Utilization(CU)												
0.0	1.19	1.19	1.19	1.16	1.16	1.16	1.11	1.11	1.11	1.06	1.06	1.06	1.02	1.02	1.02	.00
1.0	1.01	.96	.92	.99	.94	.90	.95	.91	.87	.91	.87	.85	.87	.84	.82	.80
2.0	.86	.78	.72	.84	.77	.71	.80	.74	.69	.77	.72	.67	.74	.70	.66	.64
3.0	.74	.65	.57	.72	.64	.57	.69	.62	.56	.66	.60	.55	.64	.58	.54	.51
4.0	.65	.55	.47	.63	.54	.47	.61	.53	.46	.58	.51	.45	.56	.50	.45	.42
5.0	.57	.47	.40	.56	.46	.39	.54	.45	.39	.51	.44	.38	.49	.43	.38	.36
6.0	.51	.41	.34	.50	.40	.34	.48	.40	.33	.46	.39	.33	.44	.38	.33	.30
7.0	.46	.36	.29	.45	.36	.29	.43	.35	.29	.42	.34	.29	.40	.34	.28	.26
8.0	.41	.32	.26	.41	.32	.26	.39	.31	.25	.38	.31	.25	.37	.30	.25	.23
9.0	.38	.29	.23	.37	.29	.23	.36	.28	.23	.35	.28	.23	.34	.27	.22	.20
10.0	.35	.26	.21	.34	.26	.20	.33	.25	.20	.32	.25	.20	.31	.25	.20	.18



C Range: 0 - 360DEG
C Interval: 90.0DEG
Test Speed: HIGH
Temperature:25.3DEG
Operators:
Test Date:2026-01-17

γ Range: 0 - 90DEG
γ Interval: 1.0DEG
Test System:EVERFINE GO-2000A_V1 SYSTEM V2.0.406.10
Humidity:65.0%
Test Distance:11.700m [K=1.0000]
Remarks:

WEC AND CCEC

Test:U:229.78V I:0.1292A P:28.183W PF:0.9495 Freq:49.99Hz Lamp Flux:2288.82x1 lm								
NAME:			TYPE:			WEIGHT:		
SPEC.:			DIM.: 600*203*10			SERIAL No.:		
MFR.:			SUR.:0.58*0.122			Shielding Angle:		

pcc	80%			70%			50%			30%			10%			0
pw	50%	30%	10%	50%	30%	10%	50%	30%	10%	50%	30%	10%	50%	30%	10%	0
pfc	20%			20%			20%			20%			20%			0
RCR	RCR:Room Cavity Ratio						Wall Exitance Coefficients(WEC)									
0.0																
1.0	.360	.205	.065	.353	.201	.064	.339	.195	.062	.327	.189	.061	.315	.183	.059	
2.0	.333	.183	.056	.327	.180	.055	.315	.175	.054	.303	.170	.053	.293	.166	.052	
3.0	.304	.162	.048	.298	.160	.048	.287	.156	.047	.277	.152	.047	.268	.148	.046	
4.0	.277	.144	.042	.272	.142	.042	.262	.139	.041	.253	.136	.041	.245	.133	.041	
5.0	.253	.129	.037	.248	.127	.037	.240	.125	.037	.232	.122	.036	.225	.120	.036	
6.0	.232	.116	.033	.228	.115	.033	.221	.113	.033	.214	.111	.033	.207	.109	.032	
7.0	.214	.106	.030	.211	.105	.030	.204	.103	.030	.198	.101	.030	.192	.100	.029	
8.0	.199	.097	.027	.196	.096	.027	.190	.095	.027	.184	.093	.027	.179	.092	.027	
9.0	.185	.090	.025	.182	.089	.025	.177	.088	.025	.172	.086	.025	.167	.085	.025	
10.0	.173	.083	.023	.171	.082	.023	.166	.081	.023	.161	.080	.023	.157	.079	.023	

pcc	80%			70%			50%			30%			10%			0
pw	50%	30%	10%	50%	30%	10%	50%	30%	10%	50%	30%	10%	50%	30%	10%	0
pfc	20%			20%			20%			20%			20%			0
RCR	RCR:Room Cavity Ratio						Ceiling Cavity Exitance Coefficients(CCEC)									
0.0	.190	.190	.190	.163	.163	.163	.111	.111	.111	.064	.064	.064	.020	.020	.020	
1.0	.184	.156	.130	.157	.134	.112	.108	.092	.078	.062	.053	.045	.020	.017	.015	
2.0	.178	.132	.093	.152	.113	.080	.104	.078	.056	.060	.046	.033	.019	.015	.011	
3.0	.171	.115	.070	.147	.099	.060	.101	.069	.042	.058	.040	.025	.019	.013	.008	
4.0	.164	.102	.054	.140	.088	.047	.097	.061	.033	.056	.036	.020	.018	.012	.006	
5.0	.156	.091	.044	.134	.079	.038	.092	.055	.027	.053	.032	.016	.017	.011	.005	
6.0	.149	.083	.036	.128	.072	.032	.088	.050	.022	.051	.030	.013	.016	.010	.004	
7.0	.141	.076	.031	.122	.066	.027	.084	.046	.019	.049	.027	.011	.016	.009	.004	
8.0	.134	.071	.027	.116	.061	.024	.080	.043	.017	.047	.025	.010	.015	.008	.003	
9.0	.128	.066	.024	.110	.057	.021	.076	.040	.015	.044	.024	.009	.014	.008	.003	
10.0	.122	.061	.021	.105	.053	.019	.073	.038	.013	.042	.022	.008	.014	.007	.003	

C Range: 0 - 360DEG
C Interval: 90.0DEG
Test Speed: HIGH
Temperature:25.3DEG
Operators:
Test Date:2026-01-17

γ Range: 0 - 90DEG
γ Interval: 1.0DEG
Test System:EVERFINE GO-2000A_V1 SYSTEM V2.0.406.10
Humidity:65.0%
Test Distance:11.700m [K=1.0000]
Remarks:

UGR(Unified Glare Rating) Table

Test:U:229.78V I:0.1292A P:28.183W PF:0.9495 Freq:49.99Hz Lamp Flux:2288.82x1 lm											
NAME:					TYPE:			WEIGHT:			
SPEC.:					DIM.: 600*203*10			SERIAL No.:			
MFR.:					SUR.:0.58*0.122			Shielding Angle:			
ceiling/cavity	0.7	0.7	0.5	0.5	0.3	0.7	0.7	0.5	0.5	0.3	
walls	0.5	0.3	0.5	0.3	0.3	0.5	0.3	0.5	0.3	0.3	
working plane	0.2	0.2	0.2	0.2	0.2	0.2	0.2	0.2	0.2	0.2	
Room dimensions		Viewed crosswise					Viewed endwise				
x = 2H y = 2H	2H	24.0	25.6	24.2	25.9	26.1	21.9	23.6	22.2	23.8	24.0
	3H	26.7	28.3	27.0	28.5	28.8	23.9	25.5	24.2	25.7	25.9
	4H	27.9	29.3	28.2	29.6	29.9	24.6	26.1	24.9	26.4	26.6
	6H	28.8	30.2	29.1	30.4	30.7	25.1	26.5	25.4	26.8	27.1
	8H	29.1	30.4	29.4	30.7	31.0	25.2	26.6	25.6	26.9	27.2
	12H	29.3	30.6	29.6	30.9	31.2	25.3	26.6	25.7	26.9	27.2
4H	2H	24.7	26.1	25.0	26.4	26.7	23.2	24.7	23.5	25.0	25.2
	3H	27.5	28.8	27.9	29.1	29.4	25.3	26.6	25.7	26.9	27.2
	4H	28.8	30.0	29.2	30.3	30.7	26.1	27.3	26.5	27.7	28.0
	6H	29.8	30.9	30.2	31.3	31.6	26.7	27.8	27.1	28.2	28.5
	8H	30.2	31.2	30.6	31.6	32.0	26.9	27.9	27.3	28.3	28.7
	12H	30.5	31.4	30.9	31.8	32.2	27.0	28.0	27.5	28.4	28.8
8H	4H	29.0	30.0	29.5	30.4	30.8	26.8	27.8	27.2	28.2	28.6
	6H	30.3	31.1	30.7	31.5	31.9	27.6	28.4	28.0	28.9	29.3
	8H	30.8	31.5	31.2	31.9	32.4	27.9	28.6	28.4	29.1	29.5
	12H	31.1	31.8	31.6	32.2	32.7	28.1	28.7	28.6	29.2	29.7
12H	4H	29.0	30.0	29.5	30.4	30.8	26.9	27.8	27.3	28.2	28.6
	6H	30.3	31.1	30.8	31.5	31.9	27.8	28.5	28.3	29.0	29.4
	8H	30.9	31.5	31.3	32.0	32.4	28.1	28.8	28.6	29.2	29.7
Variations with the observer position at spacings:											
S = 1.0H	+ 0.1 / - 0.1					+ 0.1 / - 0.2					
1.5H	+ 0.1 / - 0.1					+ 0.2 / - 0.3					
2.0H	+ 0.2 / - 0.3					+ 0.3 / - 0.6					

CIE Pub.117, 2289 lm Total Lamp Luminous Flux Corrected ($8\log(F/F_0) = 2.9$)

C Range: 0 - 360DEG
 C Interval: 90.0DEG
 Test Speed: HIGH
 Temperature:25.3DEG
 Operators:
 Test Date:2026-01-17

γ Range: 0 - 90DEG
 γ Interval: 1.0DEG
 Test System:EVERFINE GO-2000A_V1 SYSTEM V2.0.406.10
 Humidity:65.0%
 Test Distance:11.700m [K=1.0000]
 Remarks:

UTILIZATION FACTORS TABLE

Test:U:229.78V I:0.1292A P:28.183W PF:0.9495 Freq:49.99Hz Lamp Flux:2288.82x1 lm		
NAME:	TYPE:	WEIGHT:
SPEC.:	DIM.: 600*203*10	SERIAL No.:
MFR.:	SUR.:0.58*0.122	Shielding Angle:

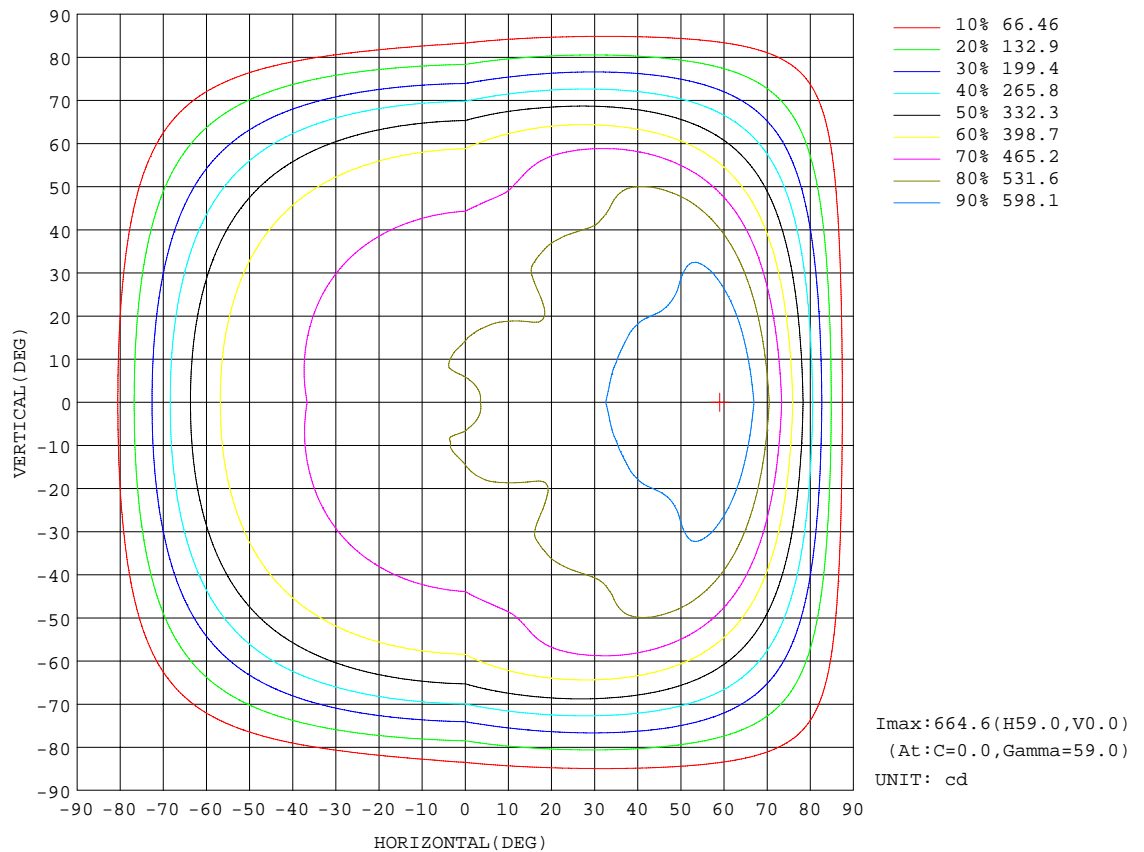
REFLECTANCE										
Ceiling	0.8	0.8	0.8	0.7	0.7	0.7	0.5	0.5	0.5	0
Walls	0.7	0.5	0.3	0.7	0.5	0.3	0.7	0.5	0.3	0
Working plane	0.2	0.2	0.2	0.2	0.2	0.2	0.2	0.2	0.2	0
ROOM INDEX	UTILIZATION FACTORS(PERCENT) $k(RI) \times RCR = 5$									
$k = 0.60$	51	39	31	50	38	31	49	38	31	24
0.80	61	48	40	60	48	40	58	47	39	32
1.00	70	57	49	68	56	49	66	58	48	40
1.25	77	65	57	76	64	57	73	63	56	47
1.50	83	71	63	81	70	63	78	68	62	53
2.00	90	80	73	88	79	72	85	77	71	62
2.50	95	86	79	93	85	78	89	82	76	67
3.00	99	91	84	97	89	83	92	86	81	72
4.00	104	97	92	101	95	90	97	92	88	78
5.00	107	101	96	104	99	95	99	95	92	82
ROOM INDEX	UF(total)									Direct
According to DIN EN 13032-2 2004			Suspended					SHRNOM = 1.25		

C Range: 0 - 360DEG
C Interval: 90.0DEG
Test Speed: HIGH
Temperature:25.3DEG
Operators:
Test Date:2026-01-17

γ Range: 0 - 90DEG
 γ Interval: 1.0DEG
Test System:EVERFINE GO-2000A_V1 SYSTEM V2.0.406.10
Humidity:65.0%
Test Distance:11.700m [K=1.0000]
Remarks:

ISOCANDELA DIAGRAM

Test:U:229.78V I:0.1292A P:28.183W PF:0.9495 Freq:49.99Hz Lamp Flux:2288.82x1 lm		
NAME:	TYPE:	WEIGHT:
SPEC.:	DIM.: 600*203*10	SERIAL No.:
MFR.:	SUR.:0.58*0.122	Shielding Angle:



C Range: 0 - 360DEG
C Interval: 90.0DEG
Test Speed: HIGH
Temperature:25.3DEG
Operators:
Test Date:2026-01-17

γ Range: 0 - 90DEG
 γ Interval: 1.0DEG
Test System:EVERFINE GO-2000A_V1 SYSTEM V2.0.406.10
Humidity:65.0%
Test Distance:11.700m [K=1.0000]
Remarks:

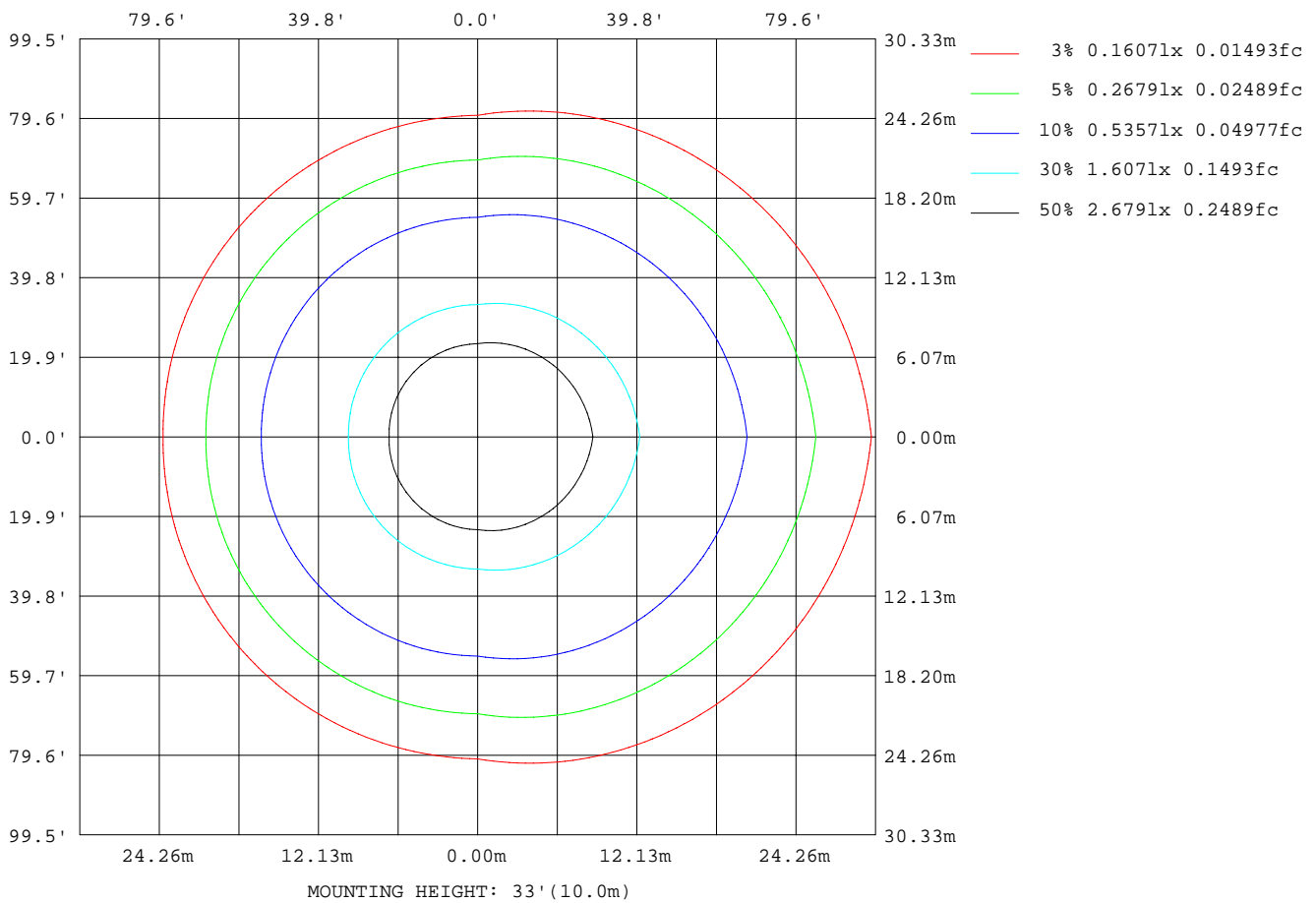

```

γ Range: 0 - 90DEG
γ Interval: 1.0DEG
Test System:EVERFINE GO-2000A_V1 SYSTEM V2.0.406.10
Humidity:65.0%
Test Distance:11.700m [K=1.0000]
Remarks:

```

ISOLUX DIAGRAM

Test:U:229.78V I:0.1292A P:28.183W PF:0.9495 Freq:49.99Hz Lamp Flux:2288.82x1 lm		
NAME:	TYPE:	WEIGHT:
SPEC.:	DIM.: 600*203*10	SERIAL No.:
MFR.:	SUR.:0.58*0.122	Shielding Angle:



C Range: 0 - 360DEG
C Interval: 90.0DEG
Test Speed: HIGH
Temperature:25.3DEG
Operators:
Test Date:2026-01-17

γ Range: 0 - 90DEG
 γ Interval: 1.0DEG
Test System:EVERFINE GO-2000A_V1 SYSTEM V2.0.406.10
Humidity:65.0%
Test Distance:11.700m [K=1.0000]
Remarks:

LED Avg.L Report

Test:U:229.78V I:0.1292A P:28.183W PF:0.9495 Freq:49.99Hz Lamp Flux:2288.82x1 lm		
NAME:	TYPE:	WEIGHT:
SPEC.:	DIM.: 600*203*10	SERIAL No.:
MFR.:	SUR.:0.58*0.122	Shielding Angle:

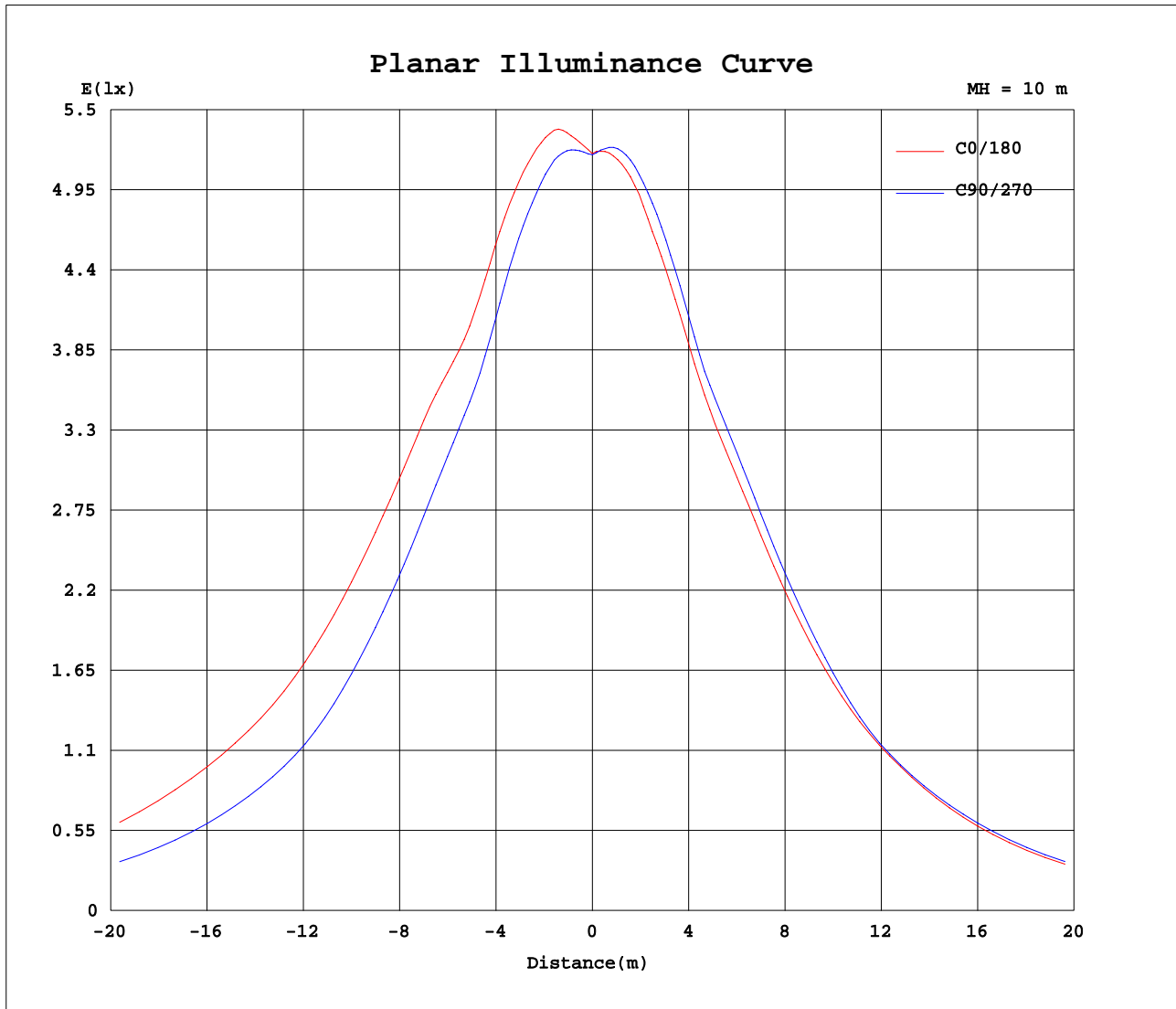
AvgL	cd/m2
L_0~180(65)av	15755
L_0~180(75)av	15951
L_0~180(85)av	10720
L_90~270(65)av	11247
L_90~270(75)av	10010
L_90~270(85)av	7911
L_45(65)av	12612
L_45(75)av	11789
L_45(85)av	8328

Standard: GB/T 29293-2012

C Range: 0 - 360DEG
C Interval: 90.0DEG
Test Speed: HIGH
Temperature:25.3DEG
Operators:
Test Date:2026-01-17

γ Range: 0 - 90DEG
γ Interval: 1.0DEG
Test System:EVERFINE GO-2000A_V1 SYSTEM V2.0.406.10
Humidity:65.0%
Test Distance:11.700m [K=1.0000]
Remarks:

Planar Illuminance Curve



C Range: 0 - 360DEG
C Interval: 90.0DEG
Test Speed: HIGH
Temperature: 25.3DEG
Operators:
Test Date: 2026-01-17

γ Range: 0 - 90DEG
 γ Interval: 1.0DEG
Test System: EVERFINE GO-2000A_V1 SYSTEM V2.0.406.10
Humidity: 65.0%
Test Distance: 11.700m [K=1.0000]
Remarks:

```

γ Range: 0 - 90DEG
γ Interval: 1.0DEG
Test System:EVERFINE GO-2000A_V1 SYSTEM V2.0.406.10
Humidity:65.0%
Test Distance:11.700m [K=1.0000]
Remarks:

```